

The Paragon School of Pet Grooming  
110 Chicago Drive  
Jenison, MI 49428  
616.667.7297  
info@ParagonPetSchool.com



# Entrance Assignment

## *On Campus Program*

---

Name

Phone

Email

*In order to be considered for enrollment, each potential student must complete an application and the following assignment. We look forward to learning more about you and your experience!*

1. Describe your level of working with pets.
2. Identify any professional training you have received.
3. Describe your professional pet grooming career goals.
4. List qualities/strengths you possess that would be essential to become a groomer.
5. There are eight basic body positions the need to be recognized when observing pets. Using the provided illustrations, complete the assignment below.

**OBSERVATION TIME:** 2 Hours

**LOCATION SUGGESTIONS:** dog park, pet supply store, pet groomer, veterinarian office, animal shelter

**THINGS TO LOOK FOR:** dog type/breed, pet age, male/female, spayed/neutered

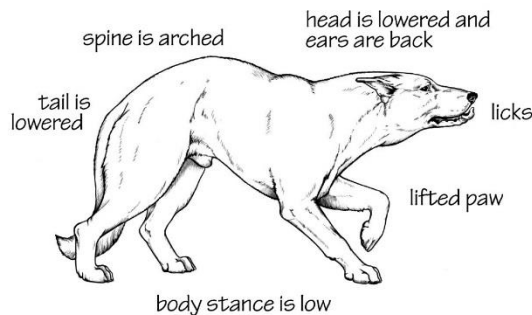
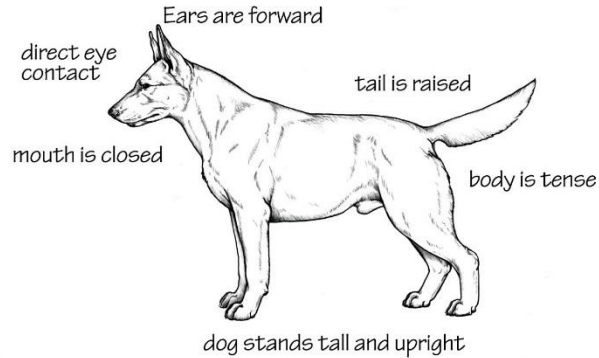
**REQUIREMENTS:**

1. Using one or more of the suggested locations, observe 3 different body stances
2. Write 1-2 paragraphs describing each stance.
  - What stance did you witness?
  - What was the dog's response?
  - What responses did you observe of the pet owner or of other dogs?

# Canine Body Postures & Their Meaning

## Alert Body Position

This dog is keenly aware of its surrounding. This body posture can easily transition into another behavioral state in an instant.

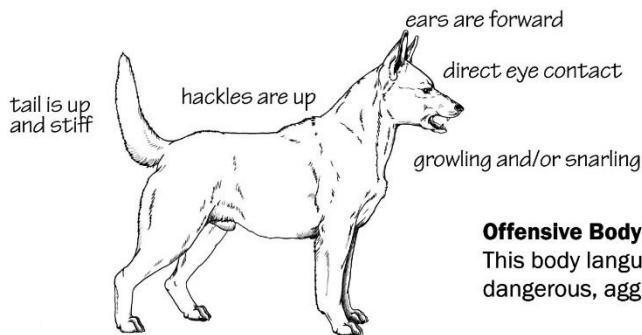
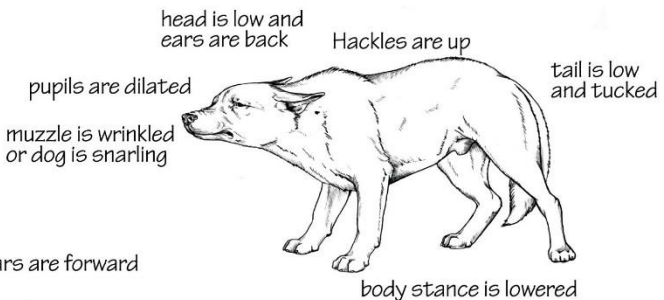


## Submissive Body Position

The dog avoids direct eye contact and lifts a paw in submission. The head and body are low while the dog licks at its lips. The pet will normally cover around the person or other animal seeking approval and/or acceptance.

## Defensive Body Position

This type of position clearly indicates the dog is frightened and being self-protective. Approaching this type of dog can be very dangerous - the dog will either flee or bite if they feel cornered.

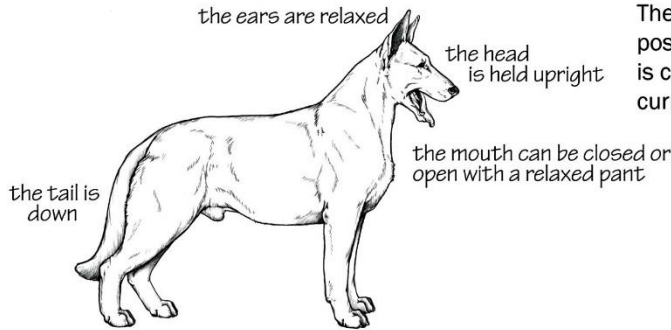


## Offensive Body Position

This body language says the dog is dangerous, aggressive and ready to attack.

The dog is up on toes and leaning forward

# Canine Body Postures & Their Meaning

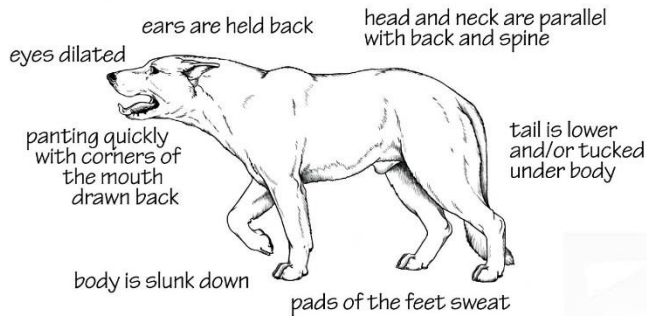
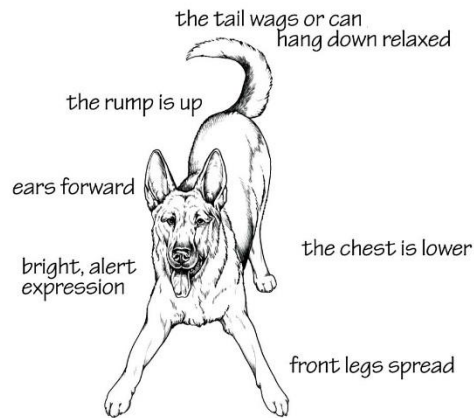


## Relaxed Stance

The dog is in a neutral state of mind and poses no threat. It is seen when the dog is comfortable and secure with the current situation.

## Play Bow

The rump is up in the air while the front of the dog is lowered with elbows almost touching the ground. The expression is happy and alert. The dog may bark and run around.



## Stress Posture

The dog keeps its body lowered with tail dropped and ears pulled back. The dog may lick or pant. Their pupils will be dilated.

## Highly Submissive Posture

The pet rolls over onto its back, fully exposing their belly. The tail is tucked. They avoid any eye contact and if they feel threatened, often they will urinate.

